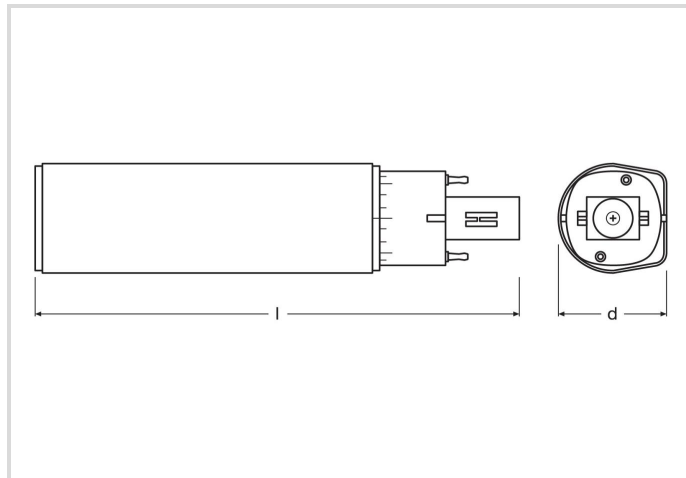


# LED EssenceDuo - Retrofit f. Ralux Duo

RL-DUO13 830/G24D

# Radium

Product Datasheet Date: 10.10.2024



## General Data

|                           |   |
|---------------------------|---|
| Article No.               | 43419781                                    |
| Code                      | RL-DUO13 830/G24D-1 EM                      |
| Product EAN               | 4008597197819                               |
| Box quantity (pcs.)       | 10  |
| EAN Box                   | 4008597497810                               |
| Gross weight of box in kg | 0.829                                       |
| Length of box in m        | 0.193                                       |
| Width of box in m         | 0.082                                       |
| Height of box in m        | 0.165                                       |
| Product weight            | 64 g  |
| Product status            | <span style="color: green;">●</span> Active |

## Electric Parameters

|  |           |
|--|-----------|
| Rated wattage                              | 6.0 W     |
| Nominal power                              | 6.0 W     |
| Weighted energy consumption in 1,000 hours | 6 kWh     |
| Lamp power                                 | 6.0-6.0 W |
| Power factor                               | > 0.9     |

## Electric Parameters

|   |             |
|---|-------------|
| Nominal voltage                         | 220-240 V   |
| Mains Voltage                           | 220 - 240 V |
| Voltage type                            | AC          |
| Nominal current                         | 27-27 mA    |
| Nominal current (mA)                    | 27 mA       |
| Inrush current                          | < 20 A      |
| Total harmonic distortion               | 0.3         |
| max. no. of lamps at 10A automatic fuse | 320         |
| max. no. of lamps at 16A automatic fuse | 510         |
| dimnable                                | No          |

## Light Application Parameters

|                               |           |
|-------------------------------|-----------|
| Luminous flux                 | 600 lm    |
| Rated lamp luminous flux      | 600 lm    |
| Beam angle                    | 120 °     |
| Luminous efficiency           | 100 lm/W  |
| Radium light colour           | warmwhite |
| Color temperature             | 3000 K    |
| Color coordinate X            | 0,433     |
| Color coordinate Y            | 0,403     |
| Color rendering index         | ≥ 80      |
| Color rendering index nominal | 80        |
| Color Stability               | ≤ 6 sdcn  |

## Service Life

|                               |         |
|-------------------------------|---------|
| Average nominal lifespan      | 30000 h |
| Tc Temperature max.           | 85 °C   |
| Mean service life             | 30000 h |
| Lifetime L70B50               | 30000 h |
| No. switching cycles          | 200000  |
| Lamp survival factor at 6000h | ≥ 0.90  |
| Early failure rate at 1000h   | ≤ 5.0 % |
| Guarantee                     | 3 years |

## Specification

|  |  |
|--|--|
| Energylabel notice                           | current label, with EPREL registration |
| Energy Label A to G                          | F                                      |
| Diameter                                     | 34 mm                                  |
| Length max.                                  | 148 mm                                 |
| Length                                       | 148 mm                                 |
| Burning position                             | any                                    |
| Mercury content                              | 0.0 mg                                 |
| Photobiological safety according to EN 62471 | RG0                                    |
| Lamp shape                                   | Tube, single-ended                     |
| Base   | G24d-1                                 |
| Colour                                       | White                                  |

## Notes on Operation

|                             |                |
|-----------------------------|----------------|
| Degree of protection (IP)   | IP20           |
| Burning position            | any            |
| Mode of operation           | CCG, 230V      |
| suitable for tandem circuit | No             |
| Ambient temperatures        | -20 ... +50 °C |
| Tc Temperature max.         | 85 °C          |

## Information especially for EPREL

|                                |  |
|--------------------------------|--|
| Energylabel notice             | current label, with EPREL registration |
| Lighting technology            | LED                                    |
| Color tunable light source     | No                                     |
| Type of color temperature      | SINGLE_VALUE                           |
| Color stability MacAdams EPREL | 6                                      |
| Displacement factor EPREL      | 0,9                                    |
| Life factor EPREL              | 0,9                                    |
| Lumen maintenance EPREL        | 0,7                                    |
| Flicker                        | 1.0                                    |
| Stroboscopic effect            | 0.4                                    |
| EPREL ID number                | 576254                                 |

# LED EssenceDuo - Retrofit f. Ralux Duo

RL-DUO13 830/G24D

# Radium

## Notes

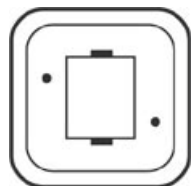
LED compact lamp for exchange with Ralux Duo, neutral white light, plastic body, non-dim, base G24d.

Please, refer to [www.radium.de/recycling](http://www.radium.de/recycling) for notes on disposal of burned-out lamps as well as lamp breakage.

The "lifespan L70" described for LED lamps indicates the number of hours when the luminous flux has decreased to 70% of its initial value.

The optimal field 'info about service life' contains the frame conditions according to standards based on which the specific service life has been determined. So, for example, "12B50, 50Hz" means that the mean service life (B50) has been determined with a 12h switching cycle at mains (frequency 50Hz), "3B50, HF" is based on a 3h switching cycle at electronic control gear (high frequency).

## Base



G24d  
IEC/EN 60061-1  
sheet 7004-78-5

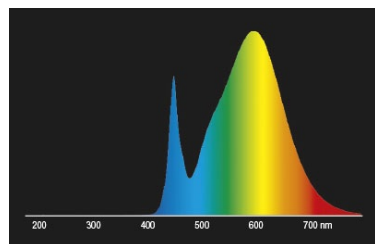
## Spectrum

As daylight is a mixture of direct sunlight and light from the sky, the spectral distribution changes all the time due to the time of the day and the weather. The standard illuminant D65 corresponds to daylight with colour temperature of about 6500K.

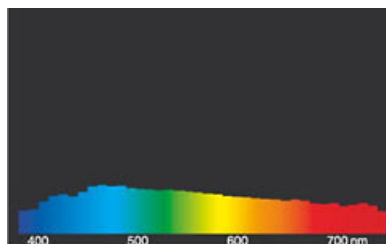
The colour of coloured LEDs depends on the chemical elements within the light generating chip. The coloured light is generated directly and does not need filtering.

White LEDs are either RGB (red + green + blue chip in one LED = light colour white) or blue LED-chips with yellow/orange phosphor in the resin.

Visible region from 380 to 780 nm; height of graph corresponding with relative spectral emission (400mW/klm)per 10nm.



LED retrofit lamps 3000K



daylight(D 65)

## Special features



## General notes

When replacing Ralux Duo with LED-lamps, we recommend a simple and uncomplicated replacement (1: 1) at the respective light point without rewiring. Operation at mains voltage directly would also be possible. RL-DUO lamps are not suitable for tandem operation. 35 ° C ambient temperature for the lamp inside the luminaire must not be exceeded. Outdoor use is only permitted with suitable luminaires (IP protection).

The technical design data in accordance with DIN and IEC. The producer does not take any responsibility for damage to persons or property in case of unsuitable operation or handling of the product. Operating data and dimensions are valid within the usual tolerances. Related lamp types (different bases, mains voltages) may be available on request. Sale and delivery are effected in accordance with the Radium Terms of Delivery and Payment valid on the day of conclusion of contract. Packing units offer economical advantages to the purchase and logistic department. Please match your quantity volume accordingly. For orders of a minimum quantity (clefs) with a lamp model the amount lower than the volume of each packaging unit, we will invoice 10 % additional charge per lamp type. Technical changes and terms of delivery are reserved. Manipulation of any kind to packaging or product is not permissible as this will violate Radium brand rights. Furthermore, technical properties of the product can change to its disadvantage or even destruction. Therefore, Radium cannot be responsible for consequential damages.

® = Registered trademark

Subject to change without notice. Errors and omissions excepted.

## Safety instructions

To ensure full light efficiency and product life, the permissible temperature ranges must be observed and dry environment ensured. When operated with existing control gear, their compatibility with the lamp must be checked.

**LED EssenceDuo - Retrofit f. Ralux Duo**  
RL-DUO13 830/G24D

**Radium**

All technical data without guarantee.